

# Learning Analytics

## Standardization Activities and Issues

### 성공적인 학습분석을 위한 트리거 표준화 현황 및 쟁점 소개

주관기관 : Korea Education and Research Information Service

참여기관 : The University of Seoul, Chosun University, WEDU Communications



#### Acknowledgements

This research was supported by the ICT Standardization program of MISP (The Ministry of Science, ICT & Future Planning)

# Learning Analytics? (Wikipedia)

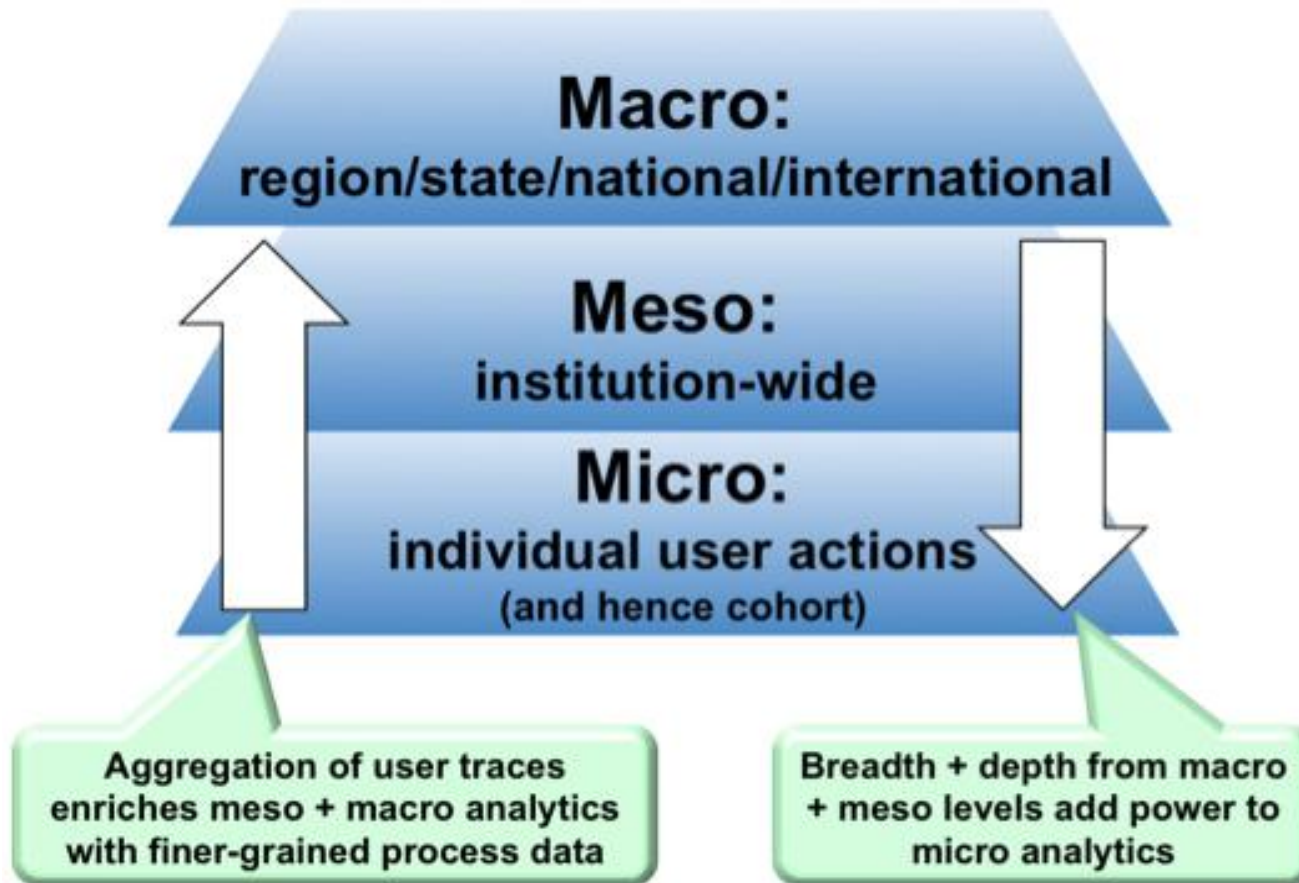
---

- the measurement, collection, analysis and reporting of data about learners and their contexts, for purposes of understanding and optimizing learning and the environments in which it occurs
- (the use of intelligent data, learner-produced data, and analysis models to discover information and social connections for predicting and advising people's learning)

# Levels of Learning Analytics (Buckingham Shum)

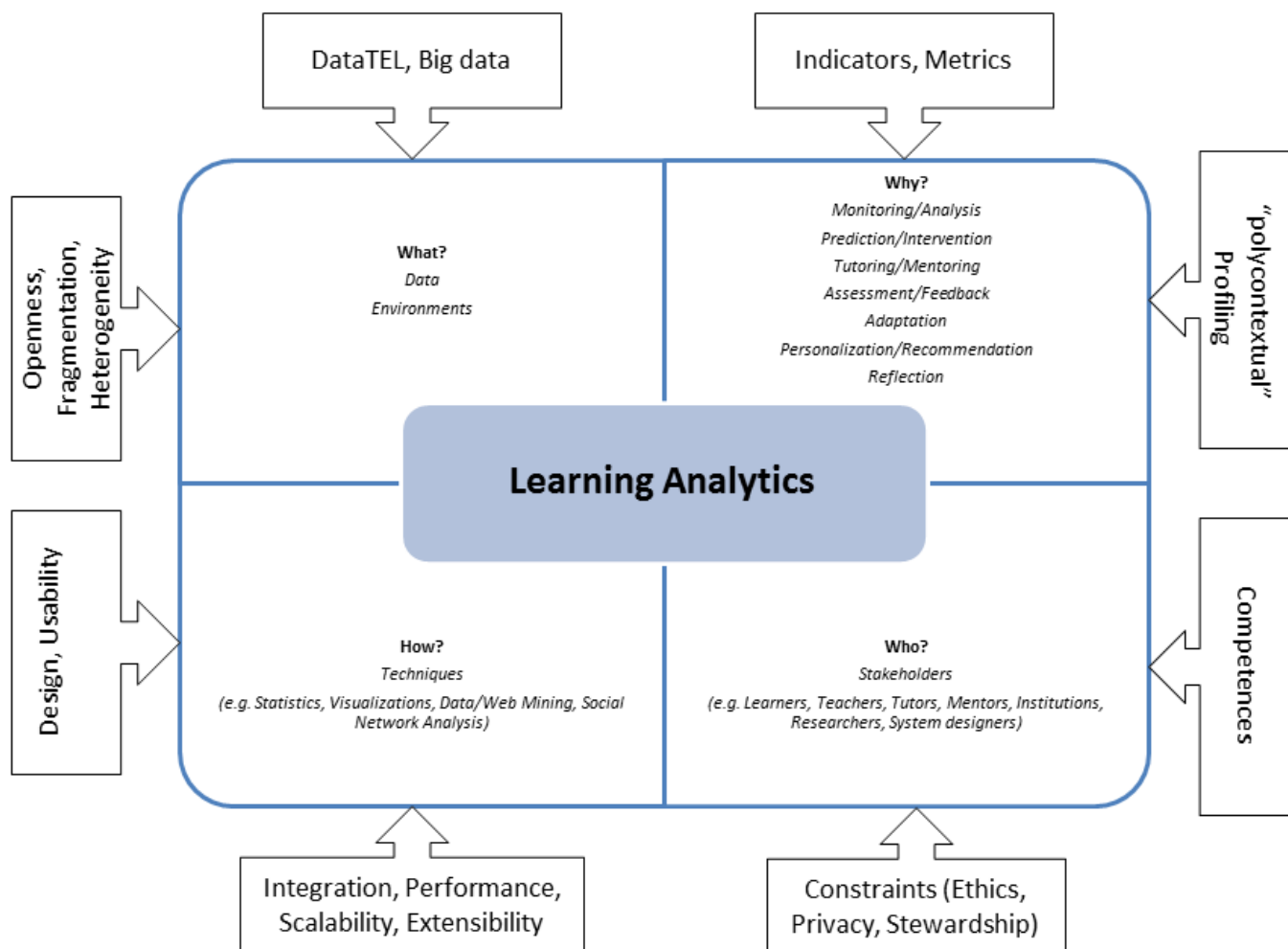
---

- From individualized services to nationwide policy making



# Reference Model (Chatti et al.)

- 4 dimensions: data and environments (what?), stakeholders (who?), objectives (why?), and methods (how?)

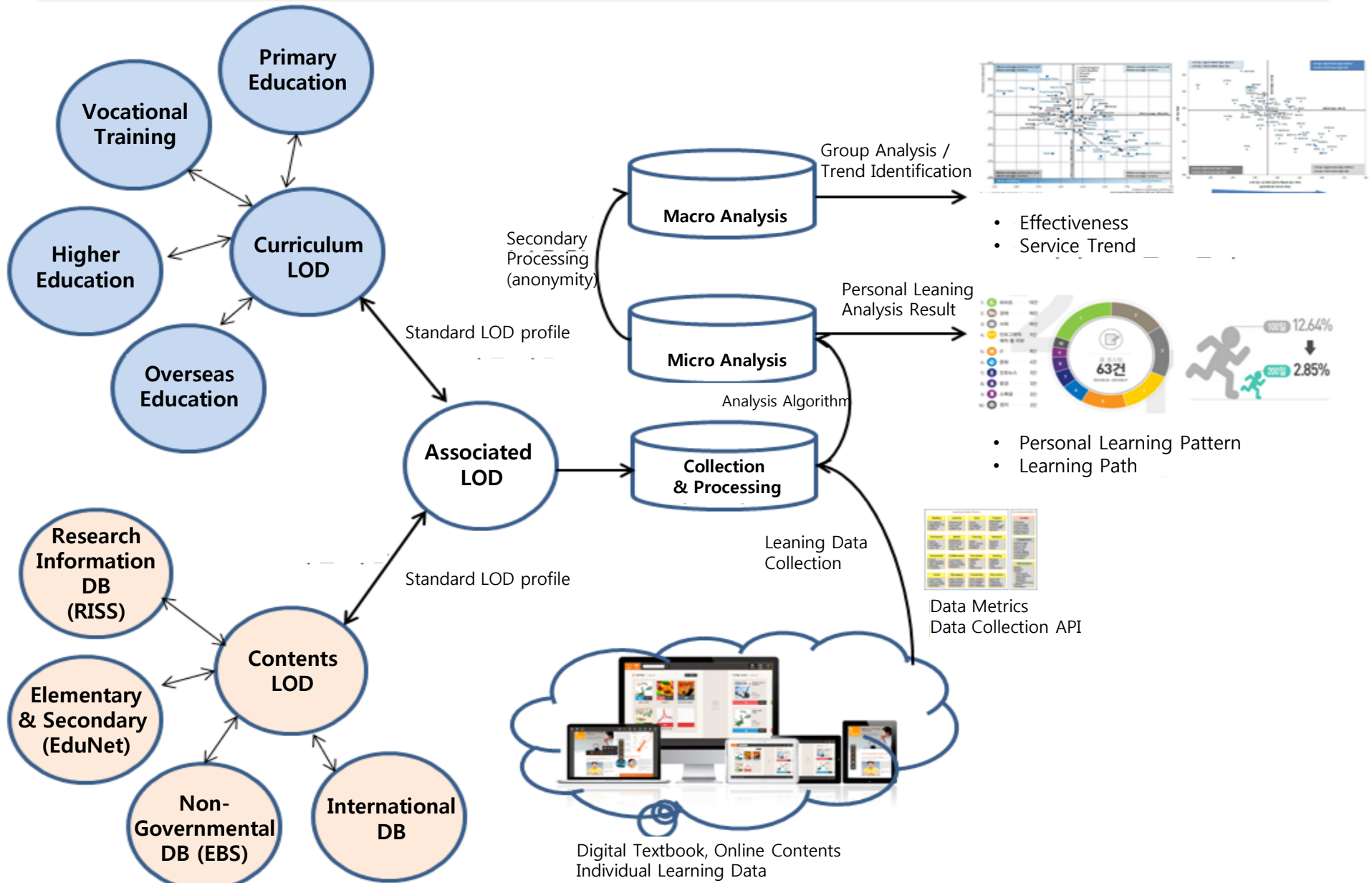


# Expected Benefits (Christopher Pappas)

---

- Helps to predict learners' performance
- Provides learners with a personalized eLearning experience
- Increased learners' retention rates
- Helps to improve future learning courses
- Boost in cost efficiency

# Overview



# Scope

---

1. Development of a standard reference model for collection, processing, analysis, and visualization of learning data defined in standard metrics.
  - Specification of metrics for education
  - Specification of the APIs for collection and processing of non-structured curriculum data.
  - Specification of workflows for personalized learning analytics
  - Development of an open-source reference system
2. Development of a profile for the linked data for the optimized learning path and learning resources.
  - Guidelines for the profiling of the public digital resources including the EduNet

# Activities

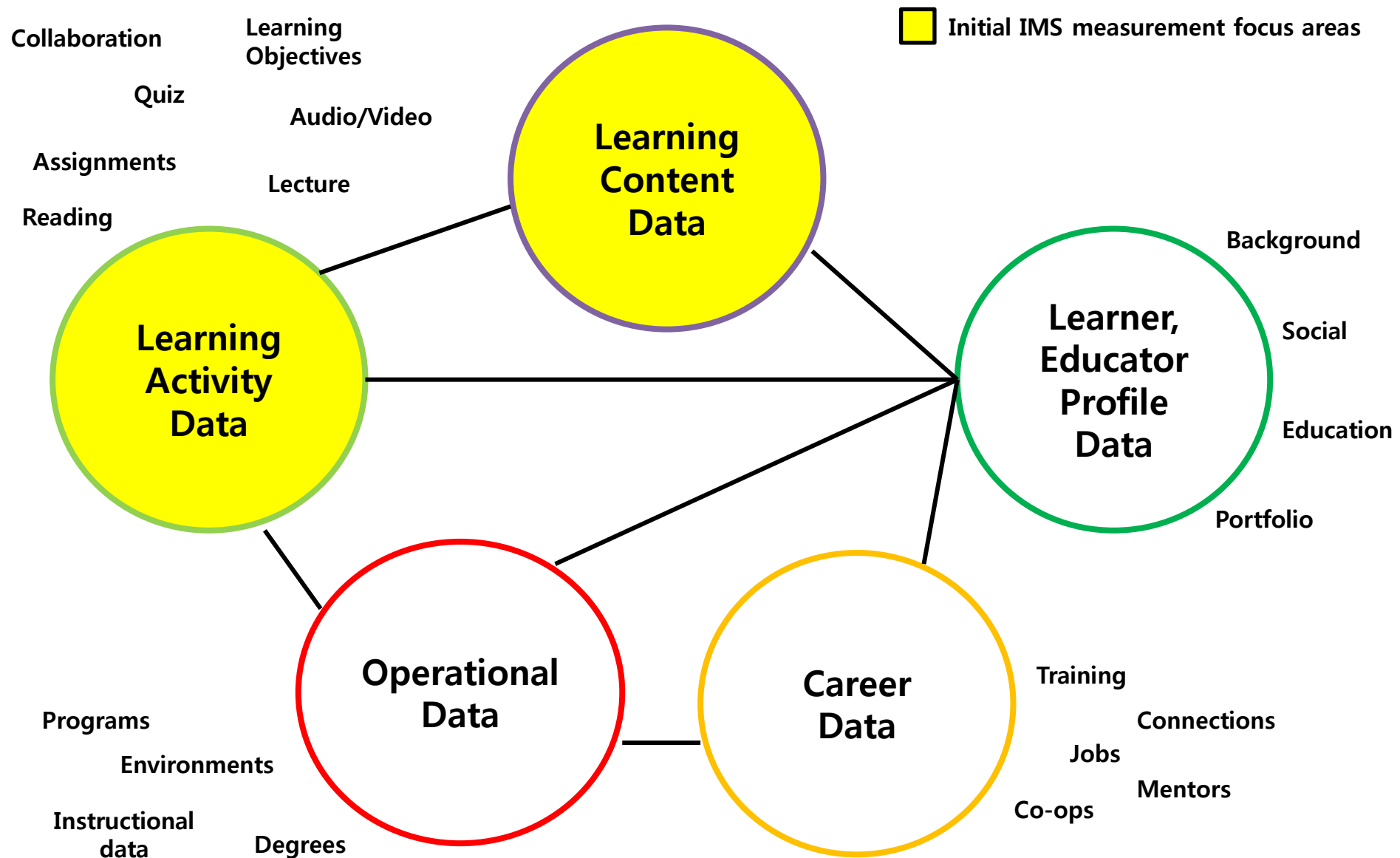
---

- ISO/IEC JTC 1/SC 36 AHG on Learning Analytics Interoperability
- IMS Global – IMS Caliper (Learning Measurement Framework)
  - IMS Learning Metric Profiles
  - IMS Learning Sensor API and Learning Events
  - IMS LTI/LIS/QTI
- Learning Analytics Initiative
  - Accelerate the operationalization of Learning Analytics software and frameworks, support the validation of analytics pilots across institutions, and work together to avoid duplication of efforts.



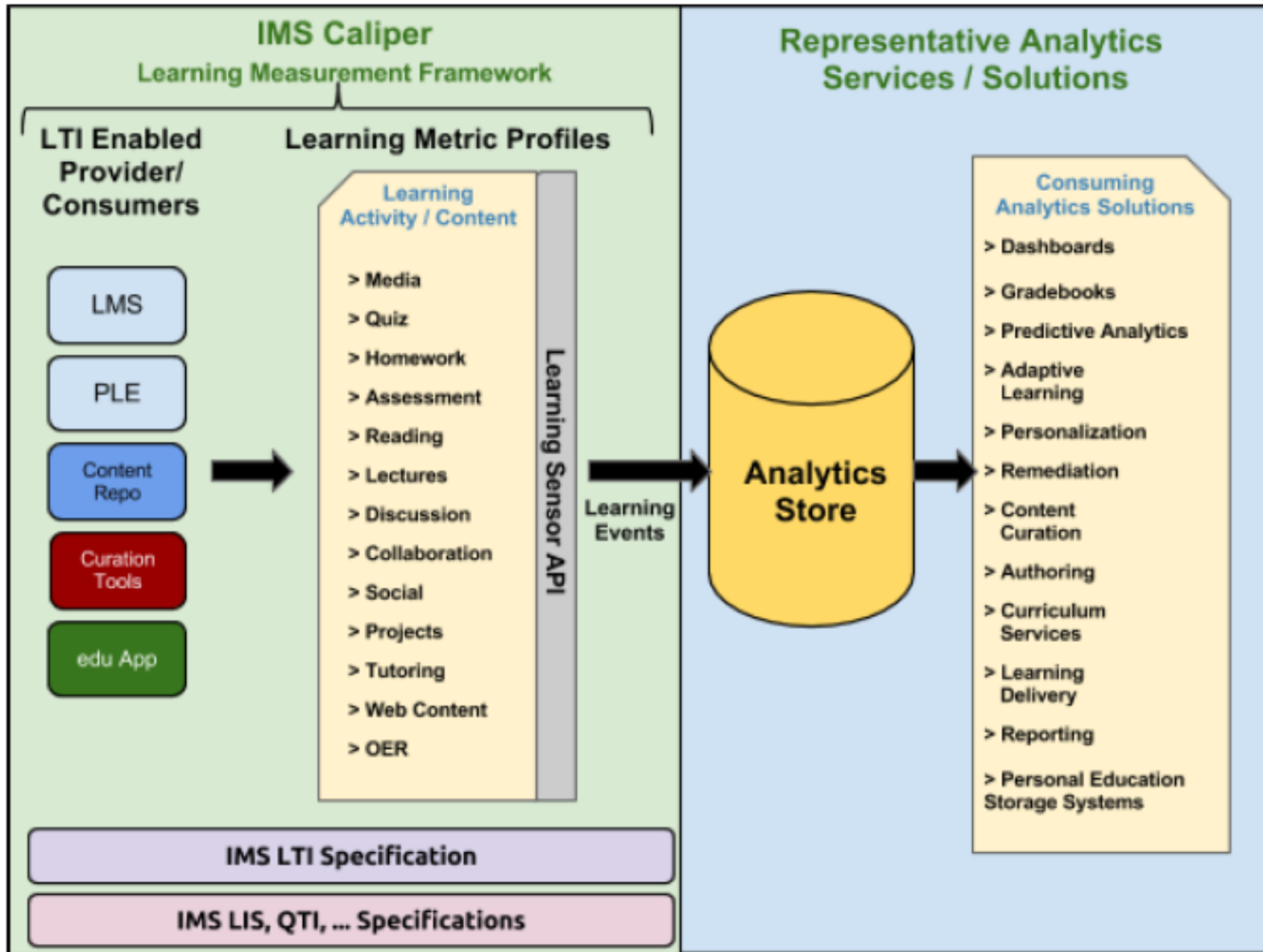
- Learning Analytics Applications
  - For the learner
    - tracking learning activities and progression
    - tracking emotion, motivation, and learning-readiness
    - early detection of learner's personal needs and preferences
    - improved feedback from analyzing activities and assessments
    - early detection of learner nonperformance
    - personalized learning path and/or resources (recommendation)
  - For the teacher
    - tracking learners/group activities and progression
    - adaptive teacher response to observed learner's needs and behavior
    - early detection of learner disengagement (mobilizing relevant support actions)
    - increasing the range of activities that can be used for assessing performance
    - visualization of learning outcome for individuals and groups
    - providing evidence to help teacher improve the design of the learning experience and resources
  - For the institution
    - tracking class/group activities and results
    - quality assurance monitoring
    - providing evidence to support the design of the learning environment
    - providing evidence to support improved retention strategies
    - support for course planning

# IMS Global - "edu graph"



<Source: Learning Measurement for Analytics Whitepaper, IMS Global (2013)>

# IMS Caliper – Learning Measurement Framework



# IMS Metrics Profile

## Learning Activity Metrics

### Reading

- annotations
- page/block use
- media use
- lookups

### Lectures

- frameset use
- scrub marks
- view time
- weblink refs

### Quiz

- scores
- attempts
- remediation
- assoc refs

### Projects

- deliverables
- structure
- milestone perf
- group profile
- patterns

### Homework

- scores
- attempts
- remediation
- assoc refs

### Media

- media type
- frameset use
- scrub marks
- view time
- usage context

### Tutoring

- topics
- assoc context
- frequency
- feedback

### Research

- searches
- patterns
- citations
- topics

### Assessment

- scores
- patterns (item)
- time utilization
- attempts
- completion

### Collaboration

- connections
- assoc context
- message profile
- frequency

### Annotation

- highlights
- notes
- marks
- tags
- attachments

### Gaming

- progress
- cognition
- attempts
- hints
- collaboration

### Social

- connections
- assoc context
- message profile
- frequency

### Messaging

- assoc context
- outbound pool
- inbound pool
- attachments

### Scheduling

- assoc context
- event patterns
- event profile
- time utilization

### Discussions

- post mark
- frequency
- participation
- collaboration

## Foundational Metrics

### Context

- institution
- course/section
- learner profile
- course context
- path/sequence
- usage context

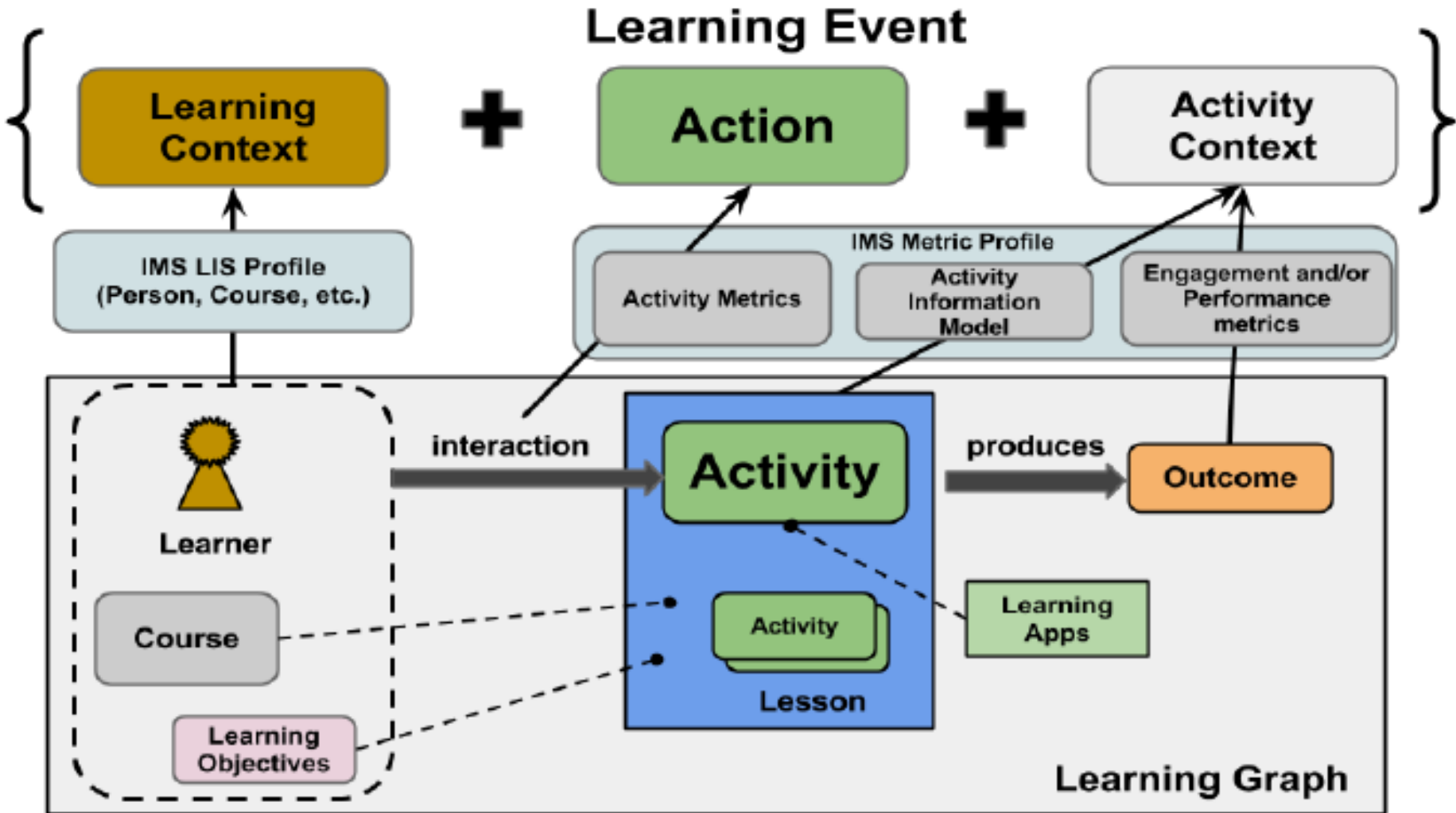
### Engagement

- activity usage
- time on task
- session time
- last access
- activity affinity
- content affinity
- task patterns
- correlation

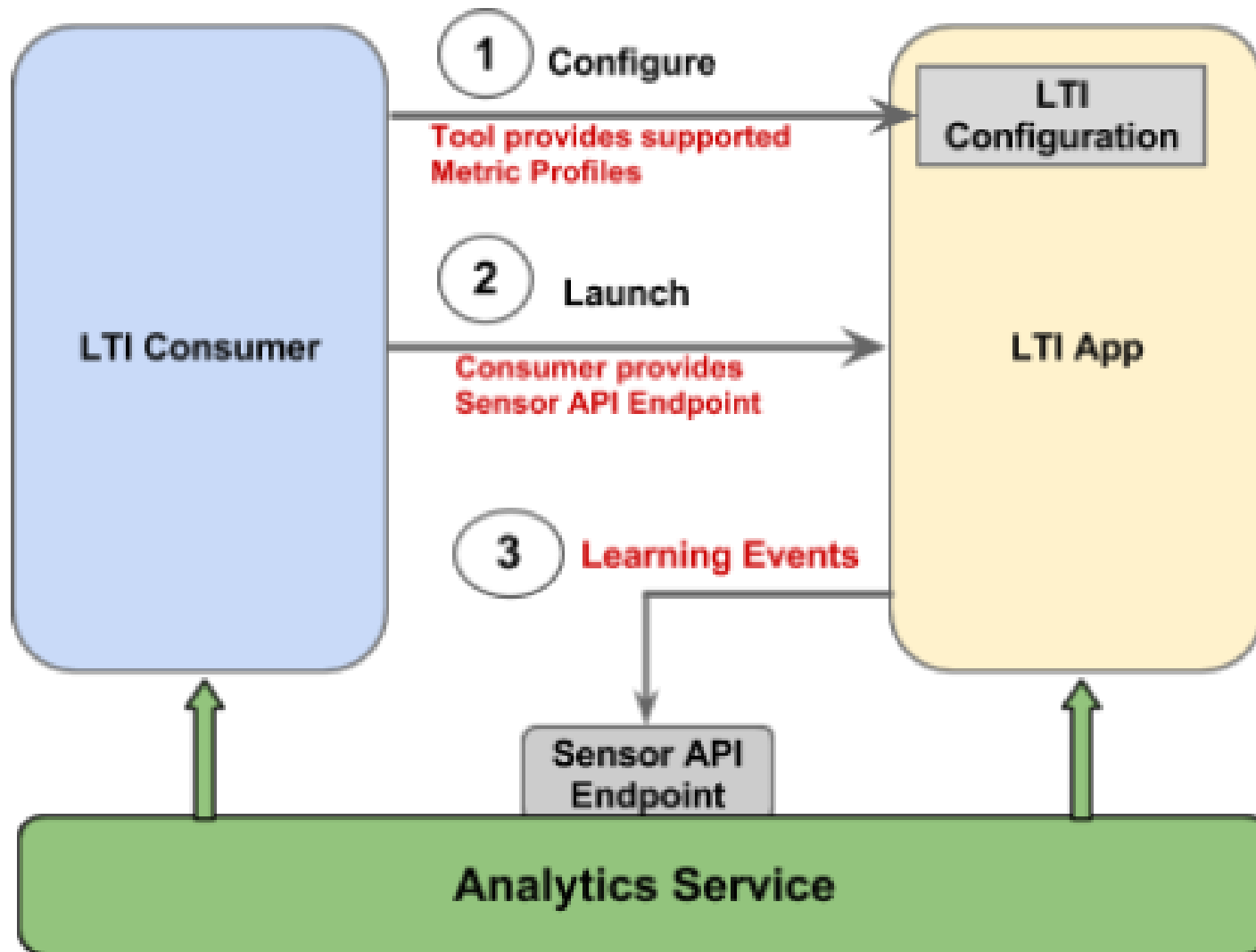
### Performance

- grades
- progress
- rubrics
  - course goals
  - topic objectives
  - qualitative evaluation
  - quantitative scores
- patterns
- correlations

# IMS Sensor API – Learning Event

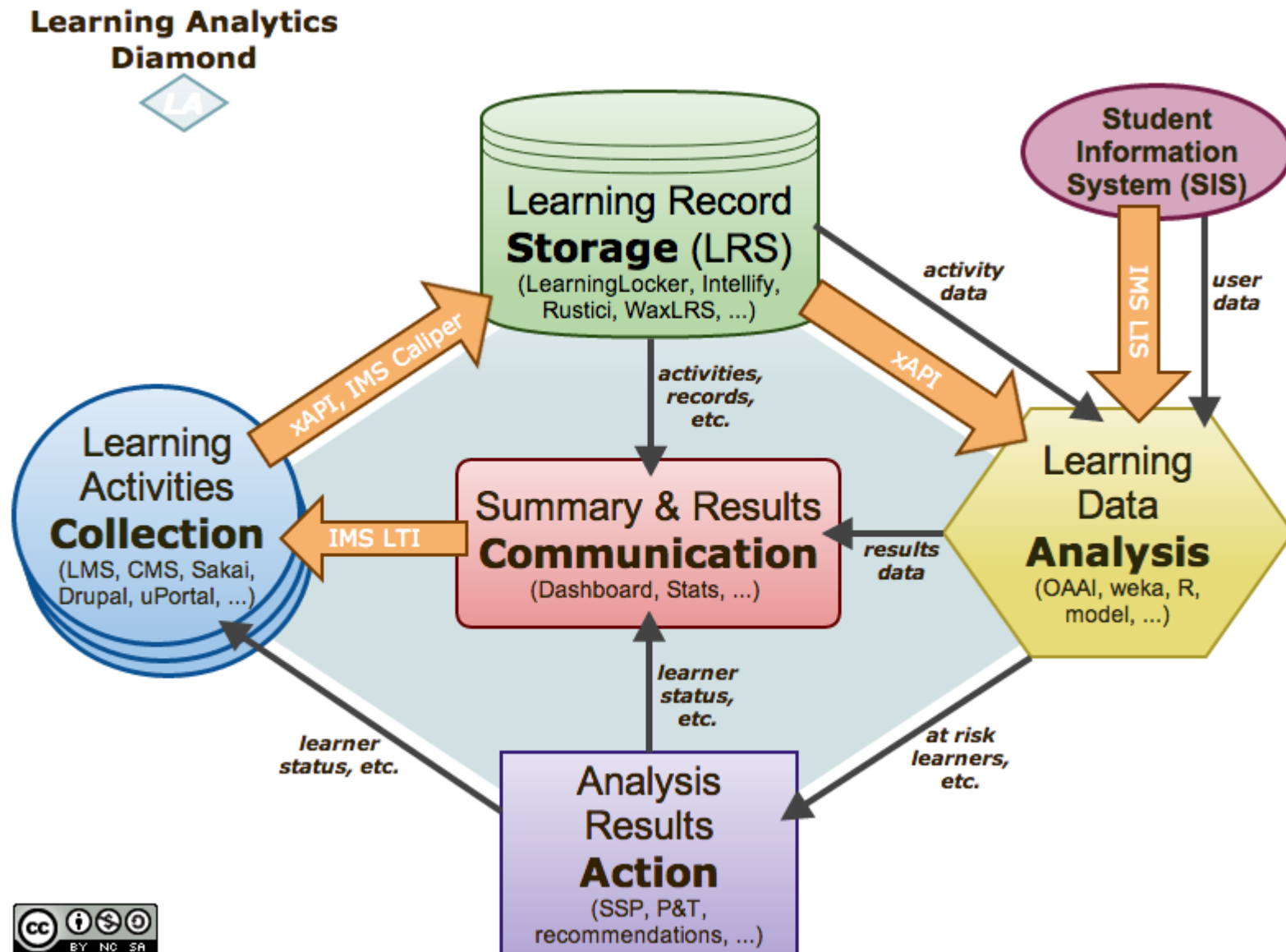


# IMS LTI Extensions to support Measure Framework



# LAI: Five main aspects

- Collection, Storage, Analysis, Action, Communication



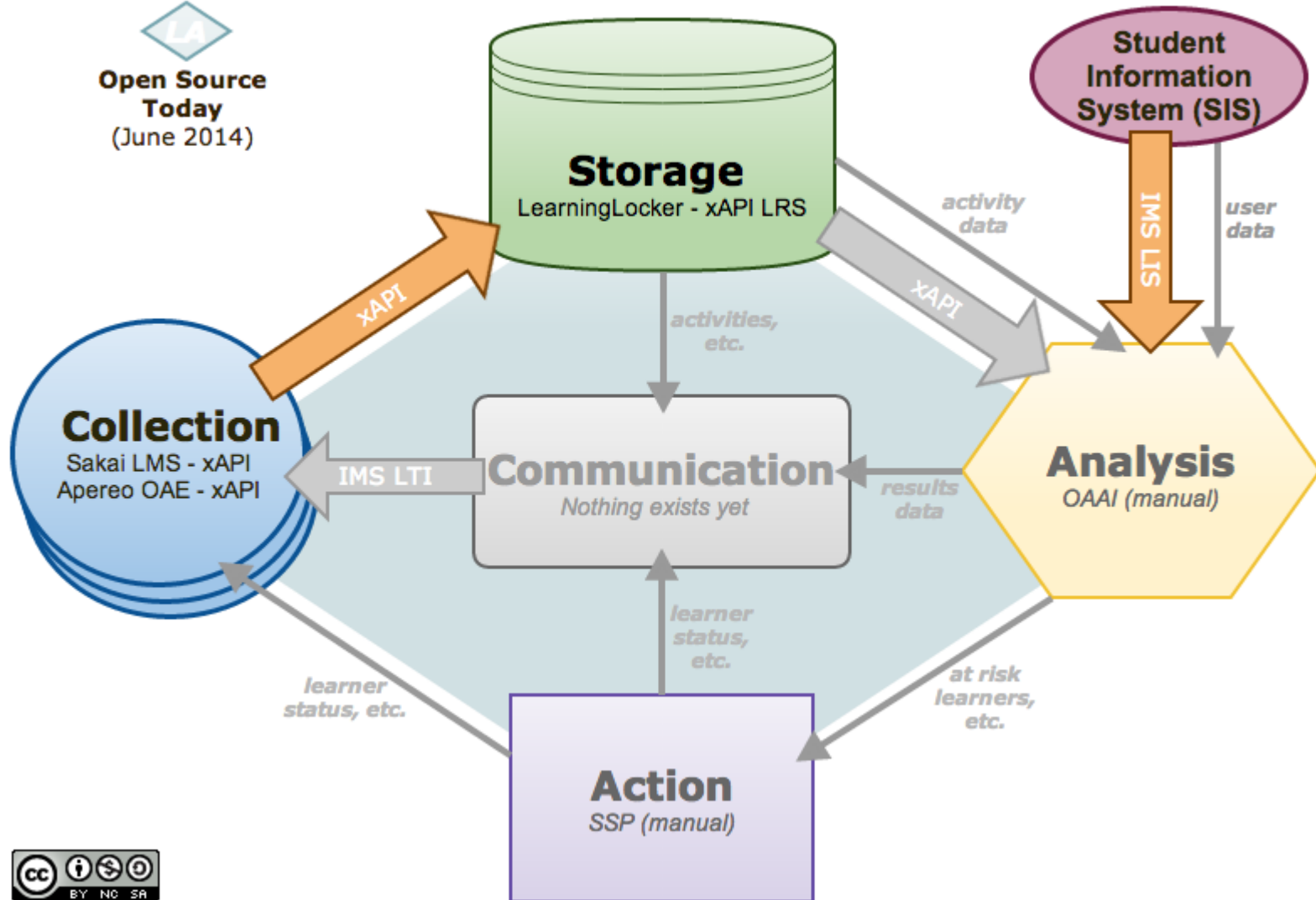
# LAI: Open Source Learning Analytics today



## Learning Analytics Diamond

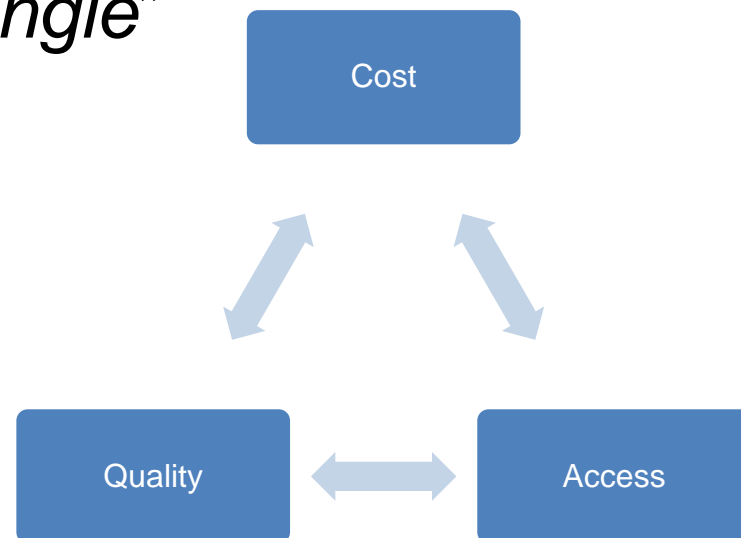


Open Source Today  
(June 2014)





- Learning Analytics holds the potential to “*break the higher education iron triangle*”
  - Academic Early Alert Systems
  - Adaptive Learning Systems
  - Dashboard/Data Visualization
- There are challenges...
  - Privacy/Ethical use of data
  - Learning Analytics (LA) tool and software silos
  - Limited coordination across LA landscape



# Approaches

---

- Twin Peaks Model
  - weaving together *specifications* and *architectures*
- Reference Software Architecture
  - Proof of concepts
  - Requirement analysis for standardization
  - Test Bench
- Open System
  - Open source, open metrics
  - Open interface for monitoring and testing

# Requirements of the Reference Architecture

---

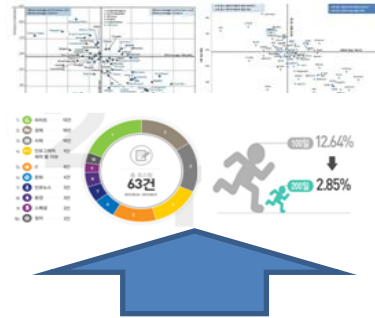
- **Open and extensible:** It should be open to incorporate new sensors or analytics functionality, desirably without interrupting the task being serviced. It also should ensure incorporation or modification of new workflows at the task level.
- **Distributed:** It should be able to handle multiple sources of data and functionalities distributed over multiple systems. It is also desired to be able to distribute data and to delegate functionality dynamically and transparently.
- **Interoperable:** It should provide compatibility for various learning platforms or VLE by providing interoperable interface to the data and operations.
- **Reusable and configurable:** The functional components and data interfaces should be modular and thus reused and configured for different tasks or more complex tasks as building blocks.
- **Real-time and predictable:** Learning analytics should be performed satisfying the real-time constraints and should be able to estimate the time to completion.
- **Usable:** It should acceptable user experience (UX) by providing appropriate data visualization and user interfaces for monitoring and tasking throughout the learning analytics process.
- **Secure and traceable:** It should protect personal user information to secure privacy and preserve confidential information. Some analytics functionality should be ensured not to be performed as required. Furthermore, the history of execution of analytics functions and access to data should be recorded, if needed, to ensure traceability.

# Primitive Design

| Learning Activity Matrix   |   |  |  | Personalized Matrix  |  |  |   |
|--|---|--|--|--|--|--|---|
| <b>Media</b><br>Content type<br>Presentation<br>Feedback<br>Interaction      | <b>Content</b><br>Abstract and<br>Concrete<br>Formal and<br>Informal<br>Textual and<br>Multimedia | <b>QA</b><br>Question<br>Answer<br>Feedback<br>Interaction                   | <b>Project</b><br>Individual<br>Group<br>Project-based<br>Learning                           | <b>Context</b><br>Contextual<br>Non-contextual<br>Formal<br>Informal<br>Self-paced<br>Guided | <b>Engagement</b><br>Passive<br>Active<br>Collaborative<br>Competitive       | <b>Assessment</b><br>Formative<br>Summative<br>Diagnostic<br>Self-assessment | <b>Performance</b><br>Cognitive<br>Psychomotor<br>Affective<br>Social |
| <b>Assessment</b><br>Formative<br>Summative<br>Diagnostic<br>Self-assessment | <b>Collaboration</b><br>Individual<br>Group<br>Project-based<br>Learning                          | <b>Assessment</b><br>Formative<br>Summative<br>Diagnostic<br>Self-assessment | <b>Context</b><br>Contextual<br>Non-contextual<br>Formal<br>Informal<br>Self-paced<br>Guided | <b>Engagement</b><br>Passive<br>Active<br>Collaborative<br>Competitive                       | <b>Assessment</b><br>Formative<br>Summative<br>Diagnostic<br>Self-assessment | <b>Performance</b><br>Cognitive<br>Psychomotor<br>Affective<br>Social        | <b>Personalized Matrix</b>  |
| <b>Social</b><br>Individual<br>Group<br>Project-based<br>Learning            | <b>Messaging</b><br>Text<br>Audio<br>Video<br>Image<br>Animation                                  | <b>Scheduling</b><br>Self-paced<br>Guided<br>Unstructured<br>Structured      | <b>Discussion</b><br>Individual<br>Group<br>Project-based<br>Learning                        | <b>Engagement</b><br>Passive<br>Active<br>Collaborative<br>Competitive                       | <b>Assessment</b><br>Formative<br>Summative<br>Diagnostic<br>Self-assessment | <b>Performance</b><br>Cognitive<br>Psychomotor<br>Affective<br>Social        |   |



디지털 교과서, 온라인 콘텐츠 등 개별 학습 및 데이터(로그 포함) 생성



Data Collection & Processing

Asynchronous Message Service

**Visualization**

- Visualization Interactive UI
- Visualization Model Manager
- DashBoard
- Pattern Graph
- Recommend

**Analysis**

- Analysis Workflow Manager
- Analysis Model Manager
- Statistic
- Pattern Rec.
- Recommend

Learning Data Storage

Developer Interface

- Monitoring
- Model Managing
- API

# Conclusion

---

- Need for Learning Analytics
- Need for Standards
- Need for Reference Architectures
- Need for Open Systems